



FIREGROUND COMPASS™





BY HALCYON PRODUCTS, INC






Structural fires are trending toward burning hotter and faster due to the nature of materials used for interior finishes and furnishings. In addition, larger "box" type stores and warehouses with vast interior spaces are becoming the norm across the country. For these reasons, a new tool is necessary to assist firefighters in finding their way out of harm as quickly as possible.

Halcyon Products, Inc. has developed an affordable, easy-to-use tool that can be used by all firefighters. This tool will orient firefighters at an emergency scene thereby reducing the possibility of the firefighter becoming lost, trapped, injured or killed.

PRODUCT OPERATION

-  The product operation combines a compass with rotating bezels. The first bezel is rectangular in shape depicting the incident building. The second shows the position of the command post.
-  First, the firefighter orients the unit to "true north."
-  Second, the rectangular bezel is rotated to show the relationship of the A, B, C and D sides of the building as defined by the National Fire Academy to north on the compass. The A side is normally the street, or address side.
-  Third, the inner round bezel is rotated to mark the position of the command post or point of entry.

ADDITIONAL FEATURES

-  LED lights illuminate the compass and building points.
-  Constructed to withstand the rough conditions of firefighting.
-  Easy to operate with gloved hands.



The simplicity of the Fireground Compass™ allows the Incident Commander to talk to a firefighter through orientation while in difficult circumstances.



| Fireground Compass Instructions |

1. Keep unit flat or level.
2. Turn light on if necessary.
3. Orient to north. Keep at this position for steps 3 and 4.
4. Per command, rotate square building bezel so that A side rests at the designated clock position.
5. Per command, rotate outer ring to show location of command post at the designated clock position, or point of entry.

Safety and Training Videos are available online at www.firestresponder.tv

10161 Queens Ways | Suite 1 | Chagrin Falls, Ohio 44023 | 440.543.1518 | fax 440.543.1522
www.halcyonproducts.com

HPI-FGC-0407-2.5M